



MODEL
LXB-A

For household use

Stainless Steel Lunch Box

Instructions

Thank you for purchasing a “TIGER” Stainless Steel Lunch Box.

Please read the instructions completely before use.

Keep these instructions for future reference.



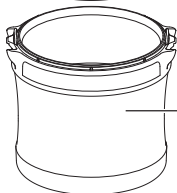
Food jar lid



Side dish container lid



Side dish container



Food jar

Spoon
Spoon case



Chopsticks
Chopstick case



*Make sure that all parts are present before use.

© 2003 TIGER CORPORATION

Safety Precautions

Be sure to follow all instructions.

Do not remove the sticker on the bottom of the product.

- ◆ All safety instructions described below are intended to protect the user and other individuals from physical harm and household damage.
- ◆ Safety instructions are classified and described according to the level of harm and damage caused by improper use, as shown below.

Warning

This symbol indicates there is a possibility of death or serious injury.

Caution

This symbol indicates there is a possibility of injury or damage to property.

Description of Symbols



This symbol indicates a prohibited action.



This symbol indicates an action that must be taken or an instruction that must be followed.

Warning

- ⊘ **Keep out of reach of children. Do not let children play with the product.**
There is a risk of burns or injuries.

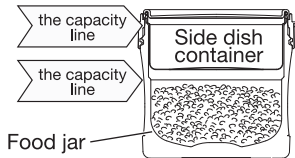


Caution

- ⊘ **Do not carry with the food jar lid.**
The food jar lid may come off and the food jar may fall, causing injury.




- ⊘ **Rice and side dishes do not exceed the capacity line.**
If the rice exceeds the capacity line, it will not be possible to put the side dish container into the main unit horizontally.
If the side dish exceeds the capacity line, the side dish container lid cannot be closed.



- ⊘ **Do not place the product near stoves, open flames, or other sources of extreme heat.**
There is a risk of burns or deformation or discoloring of the product.

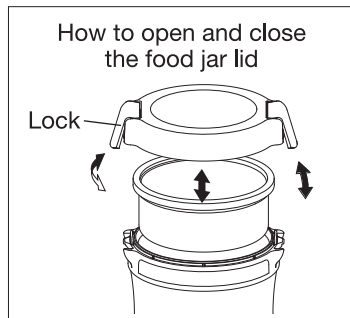
Caution

- ⊘ **Do not store raw foods for a long period of time as they may spoil.**
Consume food/ beverages that is kept inside the product as soon as possible (within 6 hours).
Clean the product immediately after use.
The contents may decay or spoil.
- ⊘ **Do not use the product for any purposes other than keeping food warm or cold.**
- ⊘ **Do not add soups to the product. Do not place horizontally.**
It is not a completely sealed container.
The contents may leak if tilted or turned upside down.

- ⊘ **Do not knock over, drop or expose the product to excessive shocks.**
There is a risk of damage to the product, a reduction of its heat- or coldretention ability, rusting, flaking of the exterior paint, or leakage of contents.
- ⊘ **Do not heat the product in a microwave oven.**
There is a risk of injury or failure due to sparks.
- ⊘ **Check that the food jar lid and side dish container lid are securely closed.**
Causes of leaking contents and burns or stains.
- ! **If you put hot food in a side dish container, it will become hot, so handle it carefully. Use gloves to prevent burns.**
- ! **Before attaching the side dish container to the food jar, attach the side dish container lid.**

How to Use

1

Remove the side dish container.



Before the first use

Wash the food jar lid, food jar, side dish container, side dish container lid, chopsticks and spoon. → P.5

2

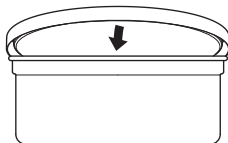
Put a small amount of boiling water in the food jar and warm for 1-2 minutes.

- When warm, rinse with hot water and wipe off the water.
- Do not heat the side dish container.

3

Put the side dish in the side dish container and secure the side dish container lid.

- The cooked side dishes are allowed to cool before being put in.
- When putting in food with strong odors, vinegar, oils, darkly pigmented food (brightly colored vegetables such as spinach, pickled radish, and shiso), wrap them in plastic wrap. There is a risk of odor and color transfer.



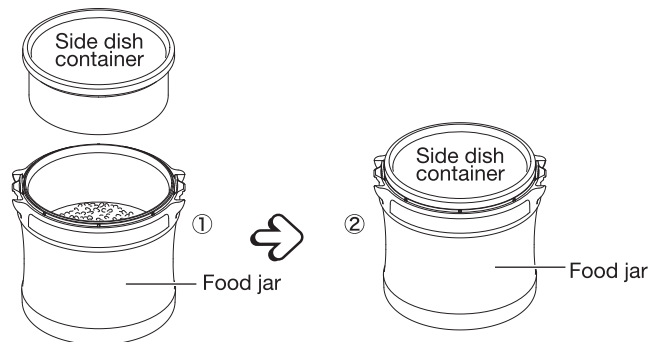
Firmly tighten

3

4

Put the hot rice in the food jar first, then put the side dish container in the food jar.

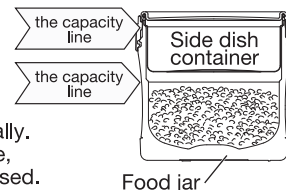
Do not put anything other than rice (such as soups).



Caution

Rice and side dishes do not exceed the capacity line.

If the rice exceeds the capacity line, it will not be possible to put the side dish container into the food jar horizontally. If the side dish exceeds the capacity line, the side dish container lid cannot be closed.



5

Put the side dish container in the food jar, close the food jar lid and close the lock.

Place the side dish container horizontally without tilting.

The product rattles when shaken.

This is caused by a metal sheet moving inside the product that is used for boosting heat retention.

4

How to Clean

- ◆ After using the product, be sure to clean it on the same day.
- ◆ Use dishwashing detergent.
- ◆ Use a soft sponge or cloth.
- ◆ Clean the components frequently to prevent odor.

Side dish container Side dish container lid Food jar lid Chopsticks Chopstick case Spoon Spoon case	① Wash each part using a sponge with diluted detergent water or lukewarm water, and then thoroughly rinse it with water. (Do not place the side dish container lid in hot water at a temperature higher than 70 ° C.) ② Wipe the water off with a dry cloth and dry the parts thoroughly.
Food jar	① Dip a cloth in hot water diluted with detergent, squeeze hard and wipe. (Do not wash whole.) ② Wipe the water off with a dry cloth and dry the parts thoroughly.

Caution

- Do not use thinners, cleansers, chlorine-based bleaches, chemical cloths, metallic scrubbing brushes, or nylon scrubbing brushes.
- Each part should not be put in a dishwasher or dish dryer, nor in boiling water.
- When the product is not used for a long period of time, thoroughly wash out stains and then dry it.

If marks start to become visible on the inside of the main body

For red, rust-like spots or rough areas

Such staining can be caused by minerals in water, such as calcium, magnesium, and iron. It is recommended to clean them with citric acid, which is available at supermarkets and drug stores.

- (1) Dilute the citric acid (approximately 10 g) in lukewarm water, and then pour it into the main body.
- (2) After a few hours have elapsed, wash the main body with a soft brush and then thoroughly rinse it.
- (3) Dry the main body completely.

Note: Do not use detergents for other brands' pots or insulated bottles. The gasket may be broken.

Specifications

Model No.	LXB-A100	
Capacity	Food jar	0.50L / 16.91 oz
	Side dish container	0.38L / 12.85 oz
Heat retention	Greater than 50°C / 122.0°F (6 hours)	
Size*	W 14.8×D 13.2×H 14.0cm / W 5.83×D 5.20×H 5.51 inch	
Weight*	0.55kg / 1.21 lbs	

*Approximate value

※ Heat retention has been calculated under the condition of adding hot water at 95°C ±1°C / 203°F±2°F and leaving it in a room temperature of 20°C±2°C / 68°F±4°F for 6hours.

Replacing and Purchasing Consumable Parts

The food jar lid, set of side dish container and side dish container lid, set of spoon and spoon case, set of chopsticks and chopstick case are consumable parts. Check once a year for damage/deterioration. If heavily stained or loose, replace them. For replacement parts, contact customer service or the shop where you purchased this product.

Before Contacting Customer Service

The utmost measures have been taken to ensure the quality of this product. However, should the product be defective, contact your dealer and provide the following information.

1. Product name
2. Model number (bottom of the product)
3. Description of trouble (As detailed as possible)
4. Purchase date

Feel free to send any questions or comments about this product to the shop where you purchased it.

※For the purpose of performance improvement, designs, specifications and parts shown in this publication are subject to change without notice.



TIGER CORPORATION

Head Office: 3-1 Hayami-cho, Kadoma City, Osaka 571-8571, Japan

TIGER CORPORATION HONG KONG LIMITED

Rm. 1006B, 10/F., Join-in Hang Sing Centre, 71-75 Container Port Road, Kwai Chung, N.T.

Tel: (852) 2418-0912 Fax: (852) 2418-0911

URL : <http://tiger-corporation.hk/>

TIGER CORPORATION U.S.A.

1815 W 205th Street, Unit 106, Torrance, CA 90501

Tel: 1-866-55-TIGER (84437)

Email: support@japantigercorp.com

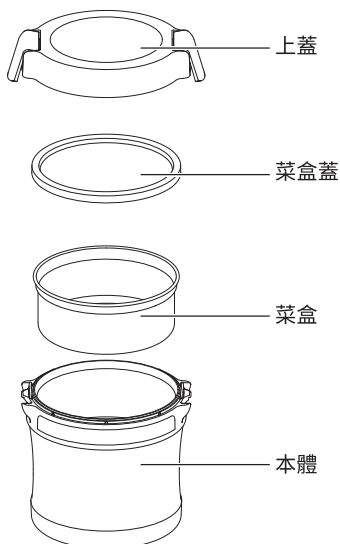
URL : <https://tiger-corporation-us.com>

家庭用

不銹鋼保溫飯盒

使用說明書

感謝您購買本公司產品。請在使用前，務必詳讀使用說明書，並請放在使用者能隨時參閱的地方妥善收存。



湯匙 湯匙盒



筷子 筷子盒



※使用前請確認各部件是否齊全。



安全注意事項

請務必遵守

- ◆ 以下說明了為防止對使用者或他人造成人身傷害或財產損害而必須遵守的事項。
- ◆ 關於因操作錯誤而導致的危害及損害的程度，按以下分類進行說明。

警告 可能會導致死亡或重傷的內容。

注意 可能會造成使用者受害或財物受損的內容。

所用圖形符號的說明



不可實施的“禁止”內容。



必須執行的“指示”內容。

警告



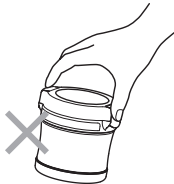
請勿置放於幼兒易拿取的地方。注意不要讓孩童玩耍或使用。
否則可能導致燙傷或受傷等。



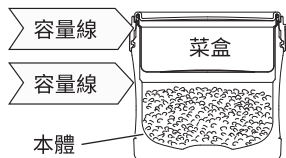
注意



移動時請不要提上蓋。
以免上蓋脫落掉下，造成傷害。



米飯和配菜請不要超過容量線。
裝入米飯時請不要超過容量線，
以免菜盒不能平整放入本體內。
菜盒裝入配菜時請不要超過容量線，
以免菜盒蓋不能蓋緊。



請勿置放於瓦斯爐火及暖爐等火源高溫處。
否則會導致燙傷，本體變形、變色。

底部貼紙請勿撕下。

注意



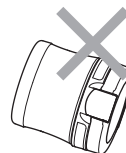
切勿在本體中裝入生食等容易腐爛的食物。
食物請儘早（6 小時以內）食用。
使用後請立即進行清潔保養，並徹底乾燥。
以免食物腐爛、變質。



請勿使用於食品保溫・保冷以外之用途。



切勿向本體和菜盒中放入高湯類。
切勿橫放本體。
本品並非完全密封容器。
若傾斜或倒置，內容物可能會漏出。



請勿翻倒、摔落地面或撞擊等強烈衝擊。
否則可能導致杯體破損、保溫（保冷）效果失效、生銹、塗層剝落、
杯中液體滲漏。



請勿使用微波爐加熱。
會造成火花飛濺，導致受傷和設備故障。



請確認上蓋和菜盒蓋已蓋緊。
否則可能導致杯內容物滲漏，造成燙傷或弄髒其他物品。



菜盒裝入熱菜後會變燙，請小心拿取，使用防燙手套。

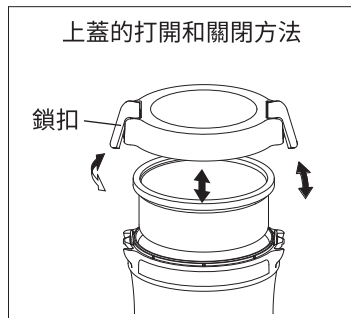


請先將菜盒蓋蓋好，之後再放入本體。

使用方法

1

取出菜盒。



初次使用時

清洗上蓋、本體、菜盒、
菜盒蓋、筷子和湯匙。
→第5頁

2

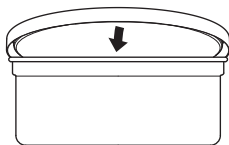
將少量沸水放入本體內並加熱1-2分鐘。

- 溫暖時，用熱水沖洗並擦去水。
- 不要加熱菜盒。

3

將配菜放入菜盒中，並固定菜盒蓋。

- 放入的熟小菜要先冷卻。
- 將具有強烈氣味的食物，醋，油和具有強烈色素的食物（菠菜，草和紫蘇等有色蔬菜）包裹在包裝膜中。

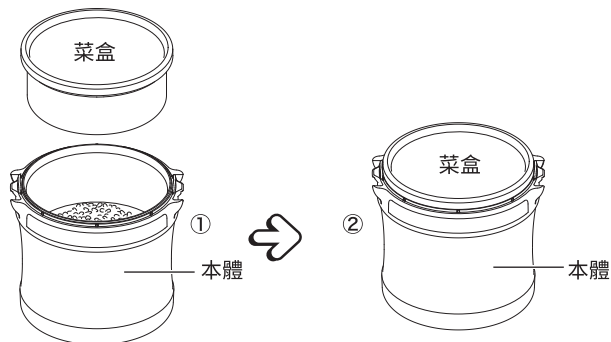


牢固蓋緊

3

4

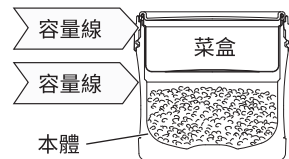
首先將熱飯放入本體，然後將菜盒放入主體。
除了米飯，不要放入其他任何東西（例如湯）。



請注意

米飯和配菜不超過容量線。

如果大米超出容量線，
則不可能將配菜水平放置到主機中。
如果配菜超出容量線，
則無法關閉蓋子。



5

將菜盒放入本體，關閉上蓋，然後關閉鎖扣。
將菜盒水平放置，不要傾斜。

甩動本體時會聽見「咖沙咖沙」聲。

為提高保溫(保冷)效力，在本體內部有裝入銅箔。
聲音為一部份銅箔的摩擦聲，在性能上沒有影響。
並非異常。

4

清潔保養的方法

- ◆使用後，請務必於當日內清洗。
- ◆清潔劑請使用廚房用合成清潔劑（餐盤用、調理器具用）。
- ◆請使用海綿、布等柔軟的清洗用具。
- ◆為避免殘留異味，請經常清洗。

菜盒、菜盒蓋、 上蓋、筷子、 筷子盒、湯匙、 湯匙盒	① 用水或溫水稀釋清潔劑，使用海綿清洗， 並用清水徹底沖洗。 （請勿將菜盒蓋置於溫度高於70°C的熱水中。） ② 用干抹布擦除水分，並使其充分乾燥。
本體	① 將布浸入含有清潔劑的熱水中浸濕， 充分擰乾後擦拭本體。（切勿整體清洗。） ② 用干抹布擦除水分，並使其充分乾燥。

請注意

- 請勿使用稀釋劑、去污粉、含氯漂白劑、化學抹布、金屬球、尼龍球等清洗。
- 請勿對其他部件使用洗碗機或餐具乾燥器等，亦不可放入沸水中煮。
- 長時間未使用時，請徹底清除髒污後乾燥。

本體內側的髒污變得很明顯時...

出現「類似生鏽的紅色斑點」及「粗糙物(水垢)」的情況

因水中含有的礦物質成分(鈣、鎂、鐵分等)產生的髒污。建議使用檸檬酸清洗此類髒污。

- ①用溫水稀釋檸檬酸(約10g)，放入本體。
- ②靜置2~3小時後，用柔軟的刷子清洗乾淨，並用水徹底沖洗。
- ③充分乾燥。

※請勿使用不明成分清潔劑清洗。否則墊圈可能會損壞。

規格

型號	LXB-A100	
容量	本體	0.50L
	菜盒	0.38L
保溫效力	50 度以上（6 小時）	
外型尺寸*	寬度14.8×深度13.2×高度14.0cm	
重量*	0.55kg	

* 表示大概的數值。

※保溫效力為以室溫在 20 度 ±2 度的條件之下，裝滿熱水並直放的狀態，從水溫在 95 度 ±1 度起算置放 6 小時後該熱水溫度。

消耗品更換・洽購

上蓋、菜盒套組、湯匙套組、筷子套組為消耗品。請以一年為基準做確認。欲購買零件，請洽詢至原購買處或客戶服務中心。

產品諮詢相關

我們對於品質上的管理非常嚴謹，萬一產品上有出現瑕疵時，請洽詢原購買處或虎牌客服中心，並提供以下資訊。

1. 產品名稱
2. 型號（標示於本體底部的貼紙）
3. 產品狀況(請詳細描述)
4. 購買日

對於產品上有任何問題，歡迎洽詢。

※為了提升功能品質，本書所記載的設計、規格及零件將有部分可能會無預期進行變更。

 **TIGER 虎牌**

TIGER CORPORATION
Head Office: 3-1 Hayami-cho, Kadoma City, Osaka 571-8571, Japan

委製商

TIGER CORPORATION

日本国大阪府門真市速見町 3 番 1 号

電話 :+81(6)6906-2124 (代表號)

進口商・代理商

虎記股份有限公司

台南市南區新樂路 63 號

消費者服務電話

客 服 專 線：0800-888-572

台 北 生 活 館：(02) 23971179

台 南 生 活 館：(06) 2200855

高 雄 生 活 館：(07) 7161460

台南服務中心：(06) 2655899

台中服務中心：(04) 23754627

網址：<https://www.tiger-corporation.tw/>