

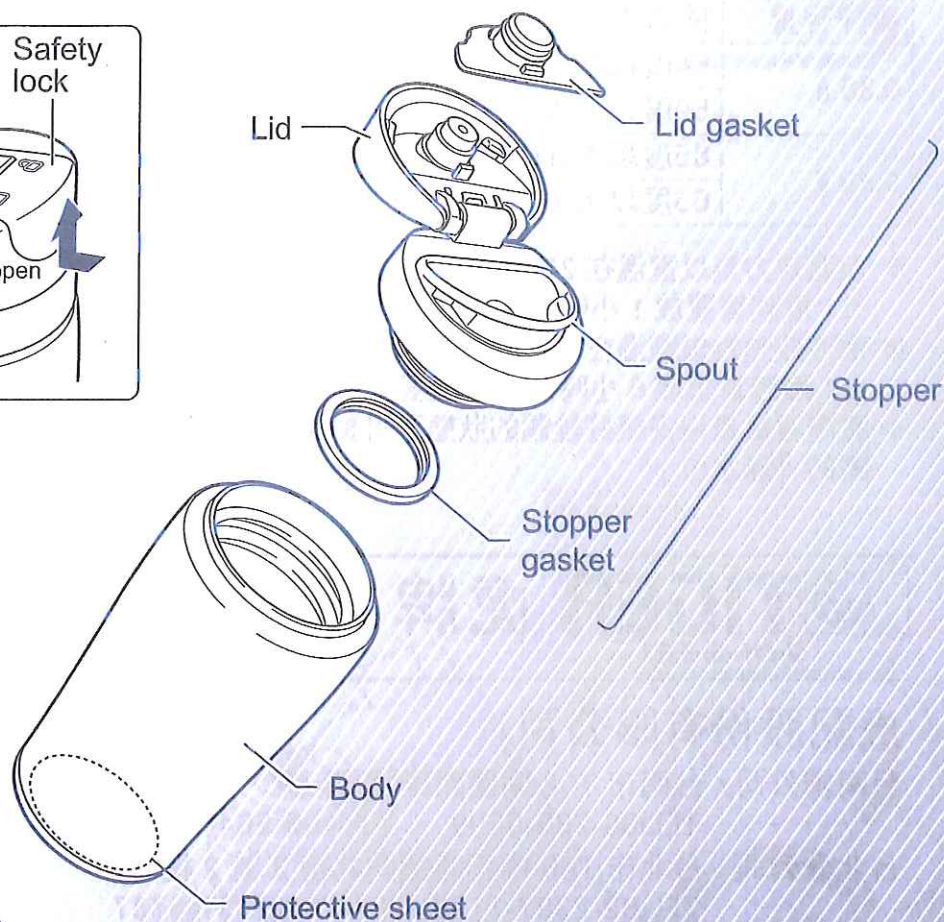
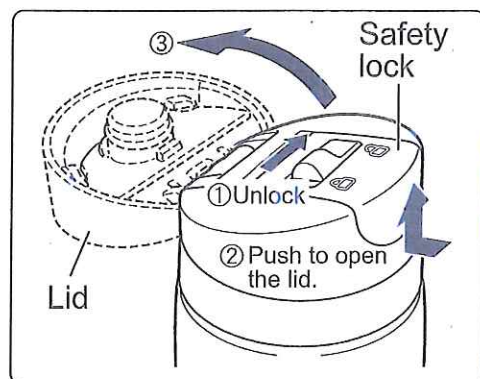
Stainless Steel Mug

Instructions

Thank you for purchasing a "TIGER" Stainless Steel Mug.

Please read the instructions completely before use.

Keep these instructions for future reference.



Make sure that all parts are present before use.

Safety Precautions

Important!

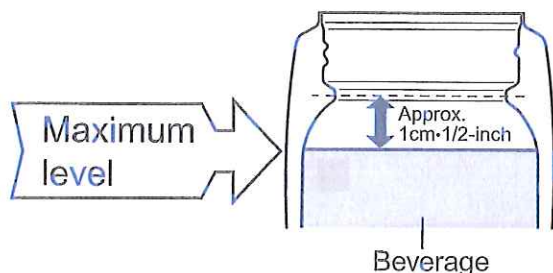
**Keep out of reach of children.
Do not let children play with the product.**

Do not put dry ice or carbonated beverages in the product.

Do not place the product near stoves, open flames, or other sources of extreme heat.

Do not heat the product in a microwave oven.

Do not fill the product above the maximum level shown below.



Be sure to set the stopper in proper position.

**When using the product to hold milk, dairy products, and fruit juices, try to consume the beverages within 6 hours.
Clean the product immediately after use.**

Drink slowly when drinking hot beverages and be careful not to tilt the product abruptly.

Noncompliance with these instructions may result in scald or injury.

Do not open the lid when bottle is tilted or near your face.

**Do not use the product if its ability to retain heat declines.
Hot beverages can make the product very hot, potentially causing burns.**

Do not use the product for any purpose other than keeping warm or cold for drinking.

Do not knock over, drop or expose the product to excessive shocks.

Do not disassemble or attempt to repair the product by yourself.

Be sure to clean the product immediately after use, especially after consuming sports drinks.

Do not store soups or beverages containing salt in the product.

Do not leave the product in a bag for a long time.

Do not use chlorine-based bleaches or acetic acid solutions when cleaning the product.

Do not remove the protective sheet on the underside of the product.

Do not attempt to add any beverages directly from the spout.

Be sure to remove the entire stopper before adding any beverages.

Wipe off any liquid left around the spout of the bottle after drinking.

Keep the product in an upright position at all times.

How to Use

To keep your beverage warm or cool longer.

Pour hot (or cold) water into the body, and let it sit for one or two minutes to allow the inside of the body to heat (or cool).

Discard the hot (or cold) water after preheating (or precooling).

The product rattles when shaken.

This is caused by a metal sheet moving inside the product that is used for boosting heat retention.

How to Clean

- ◆ Clean after every use.
- ◆ Use mild kitchen detergent.
- ◆ Use a sponge or soft cloth.
- ◆ Be sure to clean the stopper and the gaskets after every use.

Caution

- Be sure to wipe off with dry cloth.
- Do not place in a dishwasher/dryer.

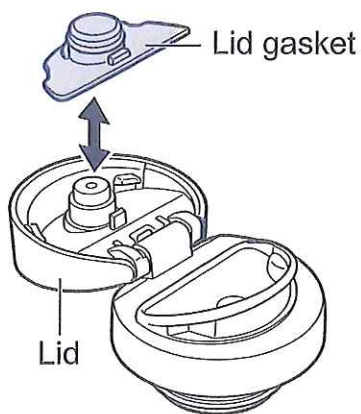
Attaching and Removing the gaskets

When removing the gaskets, refer to the illustrations.

Caution

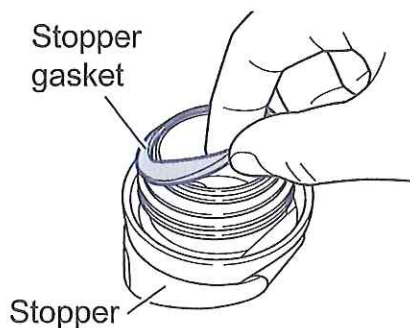
Attach the gaskets to the proper position and direction.

Lid gasket

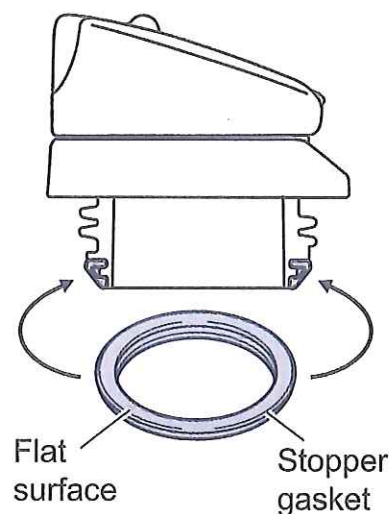


Stopper gasket

■ To remove



■ To attach



Replacing and Purchasing Consumable Parts

The stopper and gaskets are consumable parts. Check once a year for damage/deterioration. If heavily stained or loose, replace them.

For replacement parts, contact customer service or the shop where you purchased this product.

Before contacting customer service

The utmost measures have been taken to ensure the quality of this product. However, should the product be defective, contact your dealer and provide the following information.

1. Product name
2. Model Number
3. Description of trouble
(As detailed as possible)
4. Purchase date

Feel free to send any questions or comments about this product to the shop where you purchased it.

※ For the purpose of performance improvement, designs, specifications and parts shown in this publication are subject to change without notice.

Specifications

Capacity	Heat retention	Cold retention
0.36 liters / 12.2 oz	Greater than 84°C • 183°F (1hour)	Less than 8°C • 46°F (6hours)
	Greater than 59°C • 138°F (6hours)	
0.48 liters / 16.2 oz	Greater than 85°C • 185°F (1hour)	Less than 7°C • 45°F (6hours)
	Greater than 65°C • 149°F (6hours)	

- ※ Heat retention has been calculated under the condition of adding hot water at 95°C ±1°C • 203°F ±2°F and leaving it in a room temperature of 20°C ±2°C • 68°F ±4°F for 1hour or 6hours.
- ※ Cold retention has been calculated under the condition of adding cold water at 4°C ±1°C • 39°F ±2°F and leaving it in a room temperature of 20°C ±2°C • 68°F ±4°F for 6hours.
- ※ Capacity is the actual volume of water that can be stored into the product when the stopper is closed. This is not the "Maximum level" volume described in "Safety Precautions".



TIGER CORPORATION

Head Office: 3-1 Hayamicho, Kadoma City, Osaka 571-8571, Japan
URL : <http://www.tiger.jp/global.html>

TIGER HANBAI (H.K.) CO.,LTD.

Rm. 1006B, 10/FI., Join-in Hang Sing Centre, 71 - 75 Container Port Road, Kwai Chung, N.T.

Tel: (852) 2418-0912 Fax: (852) 2418-0911

JAPAN TIGER CORPORATION OF U.S.A.

2730 Monterey Street, Suite 105 Torrance, CA 90503

Tel: (310) 787-1985 Fax: (310) 787-1986

EMAIL: info@japantigercorp.com



TIGER 虎牌

タイガー魔法瓶

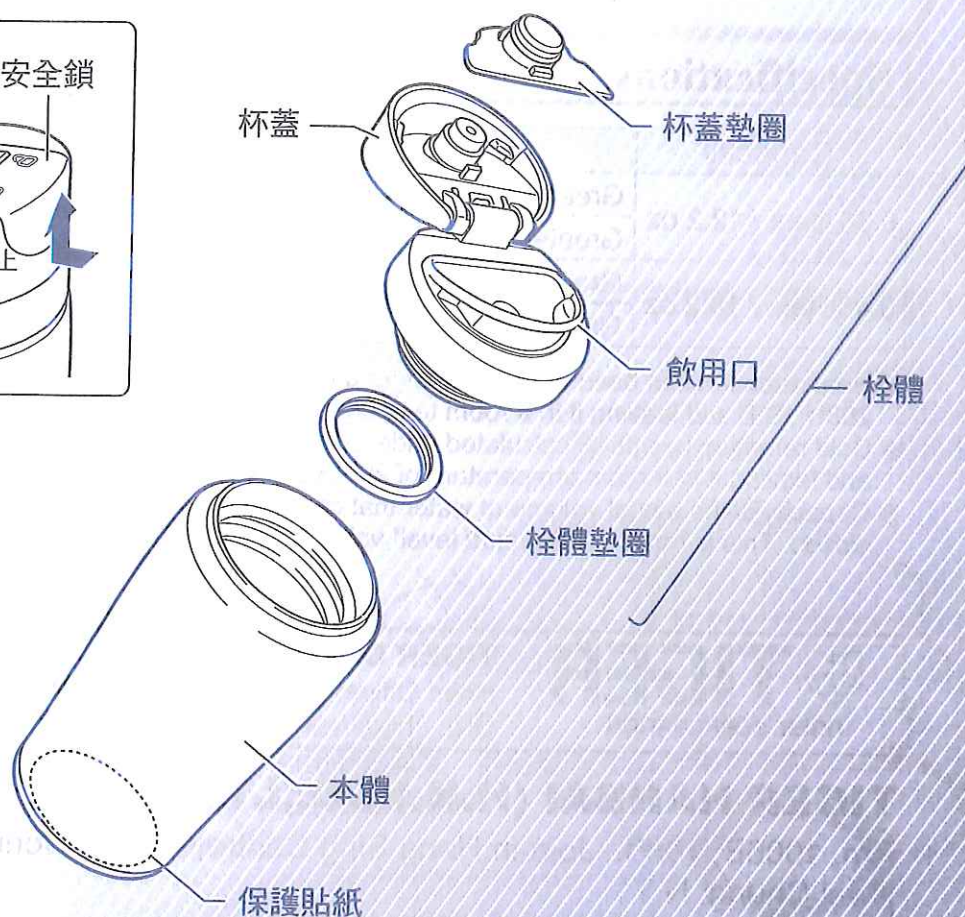
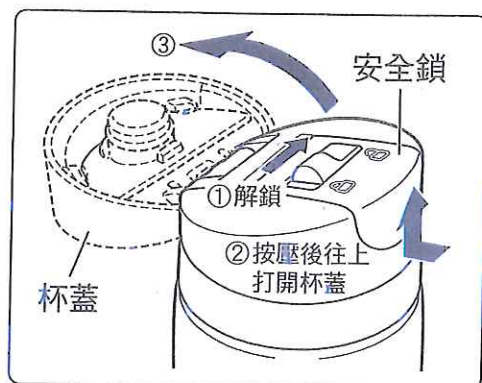
型號

MCB-H

不銹鋼超輕量保溫保冷杯

使用說明書

感謝您購買本公司產品。請在使用前，務必詳讀使用說明書，以便正確使用並請妥善保管。



© 2003 TIGER CORPORATION

※請在使用前，確認所有組裝零件是否齊全。

安全注意事項

為避免造成受傷或燙傷，請務必遵守以下內容。

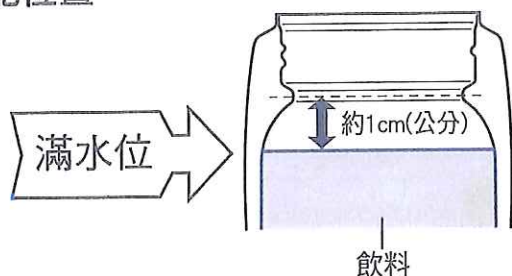
請勿置放於幼兒易拿取的地方。注意不要讓孩童玩耍或使用。

請勿裝入乾冰、碳酸飲料等。

請勿置放於瓦斯爐火及暖爐等火源高溫處。

請勿使用微波爐加熱。

加入的飲料量，請勿超過圖示所標記位置。



請確認栓體是否確實蓋緊。

裝入牛奶、乳製飲料、果汁等飲料時，請儘早(6小時以內)飲用完畢。使用後請立即進行清潔保養。

飲用熱飲時，請小心慢慢飲用，不要突然將本體傾斜。

為避免造成受傷或燙傷，請務必遵照使用說明書記載的方式使用。

請勿在本體傾斜及接近臉部狀態下，開啟杯蓋，避免內壓上升引起飲品飛散，造成燙傷之可能。

當此產品的保溫效能失效，請勿持續使用。

裝入熱的飲料食物，會使本體變熱，有可能造成燙傷的危險性。

請勿使用於保溫・保冷飲料以外之用途。

請勿翻倒、摔落地面或撞擊等強烈衝擊。(可能造成保溫或保冷效能失效)

瓶口若變形請勿持續使用。可能造成栓體或杯蓋無法確實密合，造成內容物溢出。

請勿自行拆解或修理。

若裝入運動飲料，飲用完畢後請儘速清洗。

請勿裝入味噌湯或濃湯等含有鹽分的湯汁。

請勿將本產品長時間放置於包包或袋子中。

請勿使用含氯漂白劑和醋清潔本產品。

切勿撕下貼在本體底部的保護貼紙。

請勿裝上栓體後，倒入飲品。避免造成本體失衡傾倒，飲品溢出之可能。

請將殘留在飲用口上的飲料擦拭乾淨。

本體請勿橫放。

使用方法

若想提升保溫(保冷)效果，可先裝入少量的熱水(冰水)後，置放1~2分鐘預熱(預冷)。

預熱(預冷)後，請將熱水(冰水)倒掉。

甩動本體時會聽見「咖沙咖沙」聲。

為提高保溫(保冷)效力，在本體內部有裝入銅箔。聲音為一部分銅箔的摩擦聲，在性能上沒有影響。並非異常。

清潔保養的方法

- ◆ 使用後，請務必於當日內清洗。
- ◆ 清潔劑請使用廚房用合成清潔劑(餐盤用、調理器具用)。
- ◆ 請使用海綿、布等柔軟的清洗用具。(為避免產品刮傷造成塗層脫落。)
- ◆ 為避免殘留異味，請經常清洗。

請注意

- 本體清洗完畢後，請使用乾布擦拭。
- 請勿放入洗碗機清洗或烘碗機高溫消毒。請勿直接放入熱水中。(為避免造成產品塗層脫落，及本體底部貼片脫落。)

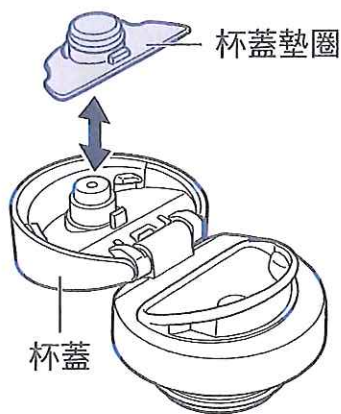
墊圈的拆卸・安裝方法

請按照圖示確定安裝墊圈，以避免內容物溢出造成燙傷或弄髒衣物。

請注意

請正確安裝墊圈位置及方向。

杯蓋墊圈

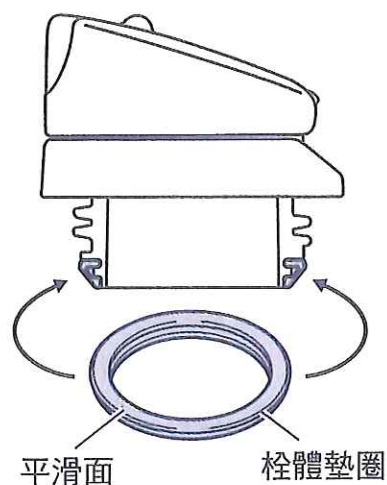


栓體墊圈

■ 拆卸方法



■ 安裝方法



消耗品更換・洽購

杯蓋・墊圈為消耗品。請以一年為基準做確認。

欲購買零件，請洽詢至原購買處或客戶服務中心。

產品諮詢相關

我們對於品質上的管理非常嚴謹，萬一產品上有出現瑕疵時，請洽詢原購買處或虎牌客戶服務中心。

1. 產品名稱
2. 型號
3. 產品狀況（請詳細描述）
4. 購買日

對於產品上有任何問題，歡迎洽詢。

※為了提升功能品質，本書所記載的設計、規格及零件將有可能會不預期的變更。

規格

實際容量	保溫效力	保冷效力
0.36 ℓ	84度以上(1小時)	8度以下(6小時)
	59度以上(6小時)	
0.48 ℓ	85度以上(1小時)	7度以下(6小時)
	65度以上(6小時)	

※ 保溫效力為以室溫在 20 度 \pm 2 度的條件之下，裝滿熱水並直放的狀態，從水溫在 95 度 \pm 1 度起算置放 1 小時及 6 小時的水中溫度。

※ 保冷效力為以室溫在 20 度 \pm 2 度的條件之下，裝滿冰水並直放的狀態，從水溫在 4 度 \pm 1 度起算置放 6 小時的水中溫度。

※ 實際容量是指安裝好栓體的狀態下可實際放入的容量。並非是「安全注意事項」中所記載的「滿水位」。



TIGER CORPORATION

Head Office: 3-1 Hayamicho, Kadoma City, Osaka 571-8571, Japan
網址: <http://www.tiger-corporation.tw>

虎記股份有限公司

台南總公司：台南市 702 南區新樂路 63 號

TEL:06-265-5899 FAX:06-264-7707

台北分公司：台北市 100 中正區紹興北街 3 號 2 樓

TEL:02-2397-1179 FAX:02-2397-5737

台中分公司：台中市 402 南區忠明南路 705 號

TEL:04-2375-4627 FAX:04-2375-4502

日本虎牌服務專櫃：請洽全國各大百貨公司虎牌專櫃或
台南總公司，台北分公司，台中分公司

免費服務專線：0800-888-572